



User Manual

**4K HDMI 8×1 Multi-viewer
JQMV 8X1**

Enjoy the vivid World

Product Profile

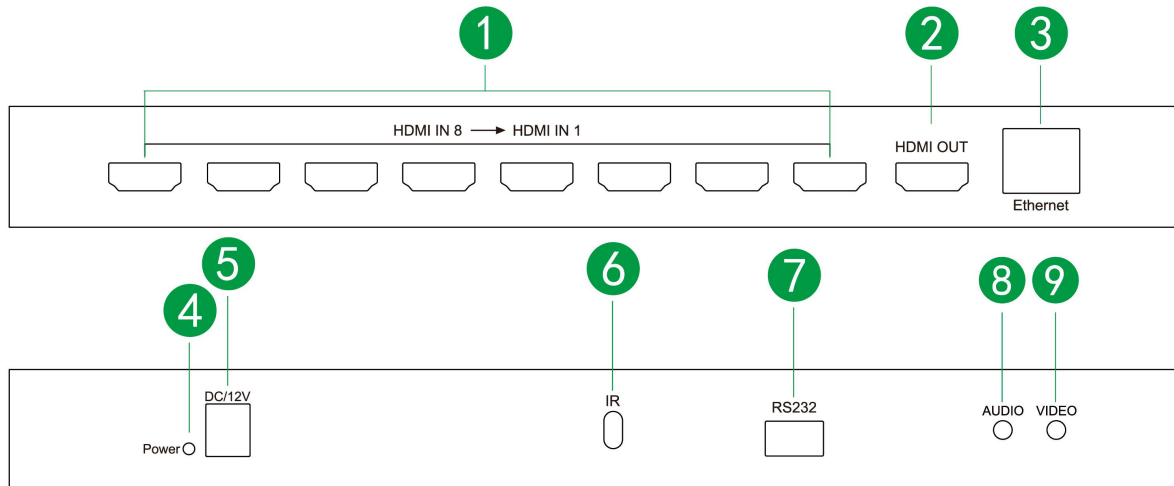
4K HDMI 8x1 Quad Multi-viewer is a high performance with eight HD screen segmentation and seamless switching output switch. It can display 8 HD digital video signal on the same screen, and has a variety of video segmentation, seamless switching 8 HD input signal synchronously. The control methods of the switch is flexible, it can be switched via button and IR control. It's a very practical and stable switch and easy to install, can be used in the major projects, meeting halls and other places.



Product features and specifications

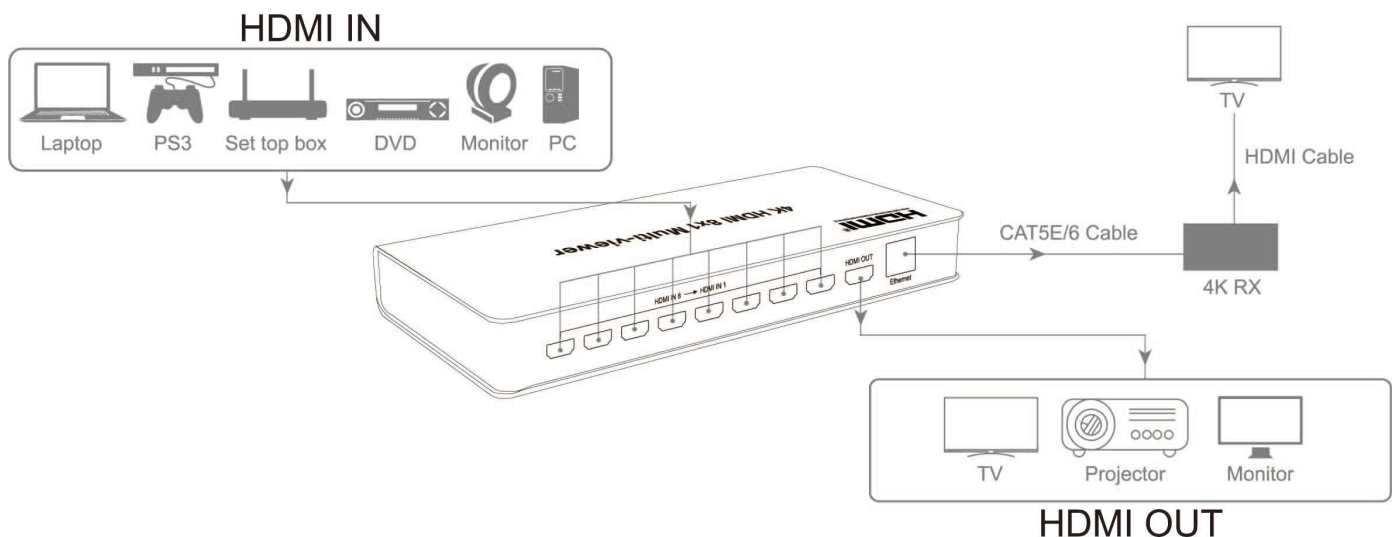
- Support 8 HDMI inputs, one HDMI output
- Support 8 HDMI signal screen segmentation
- Support 8 HDMI signal seamless switching
- Support IR control
- Compatible HDMI 1.4, HDCP 1.4, and DVI 1.0 version
- The input resolution support 1080P,720P,1080i,1024x768,1360x768 etc.
- The output resolution support 1080P@60HZ, 2560x1600@60HZ, 2560x1440@60HZ, 3840x2160@30HZ.
- Support audio and video superposition
- More clearer subtitles
- HDMI input and output transmission distance: high speed HDMI cable can reach 15M
- Power: DC12V/2A
- Net weight: 792 g
- Size(Length*Width*Height): 252mm * 105mm *25mm

Physical interface diagram



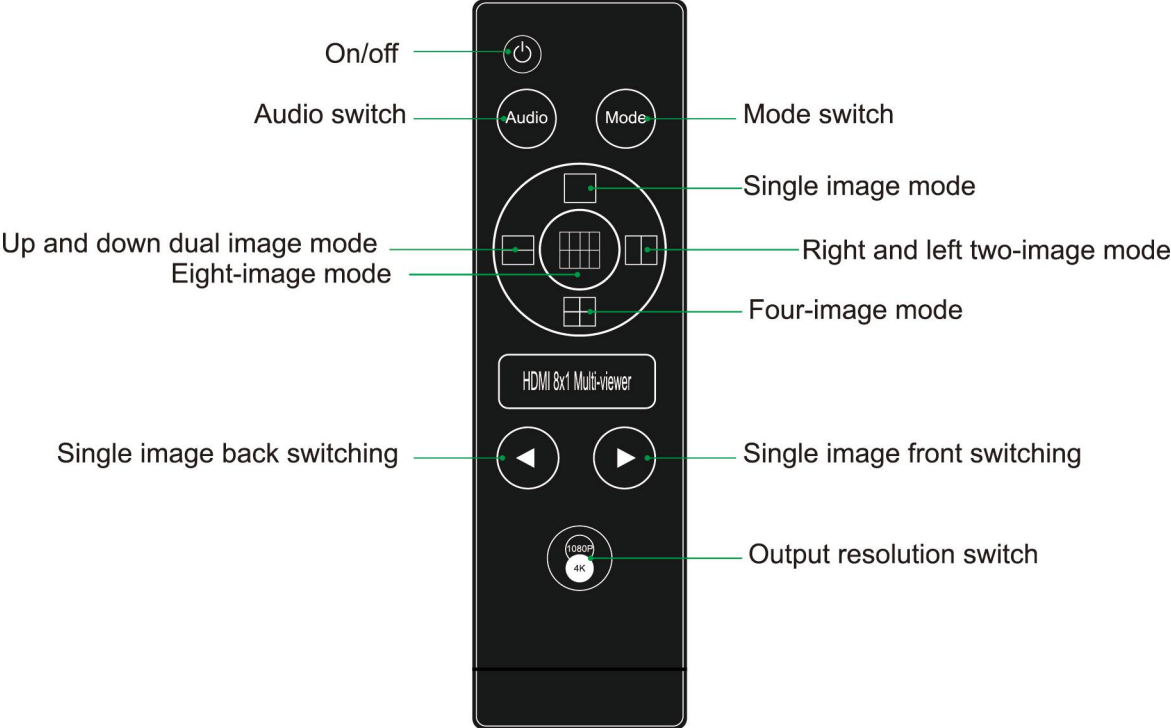
- 1: HDMI IN8 → HDMI IN1 ---Input interface
- 2: HDMI OUT --- Output interface
- 3: Ethernet --- Ethernet interface
- 4: Power --- Power LED indicator
- 5: DC/12V --- DC/12V power interface
- 6: IR --- IR receive
- 7: RS232 --- RS232 interface
- 8: AUDIO --- Audio mode switching
- 9: VIDEO --- Video mode switching

Connection Diagram

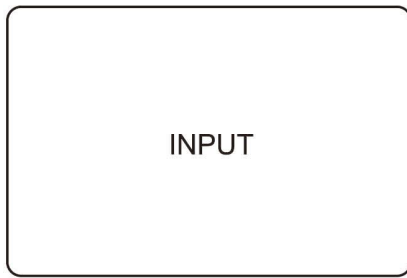


Instructions:

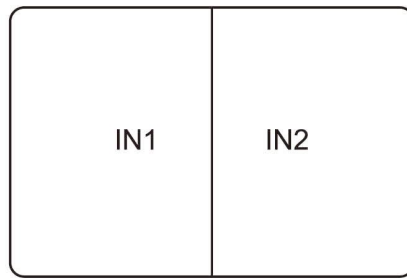
IR control description:



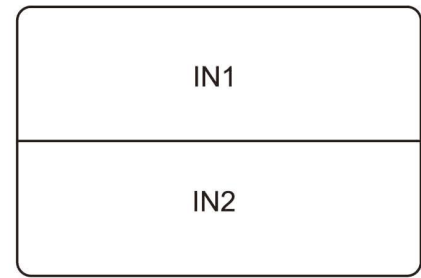
Ten modes for switching:



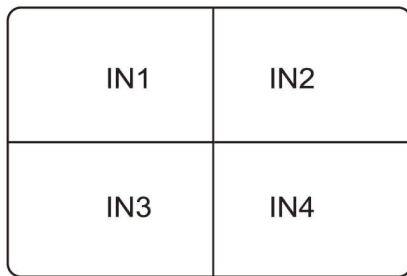
MODE1



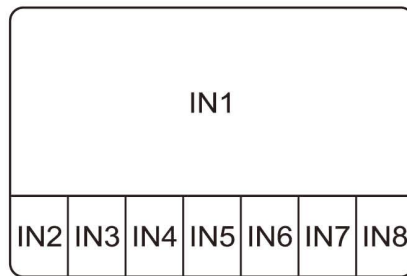
MODE2




MODE3



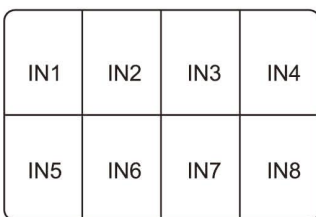
MODE4



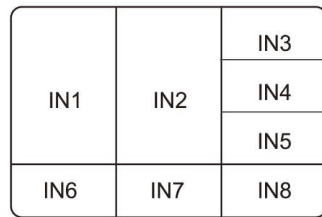
MODE5



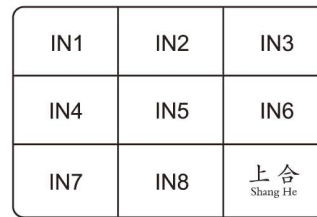
MODE6



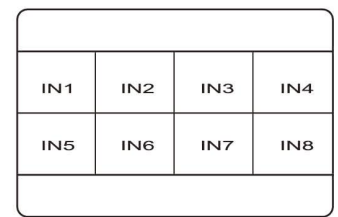
MODE7



MODE8



MODE9



MODE10

MODE1: Single image display mode (Channel 1-8 seamless switch)

MODE2&MODE3: Dual image display mode


MODE4: Quad display mode

MODE5 & MODE6: 1 big -7 small display mode

MODE7 & MODE9 & MODE10: 8 Image display mode

MODE8: 2 big -6 small display mode

Scene Application



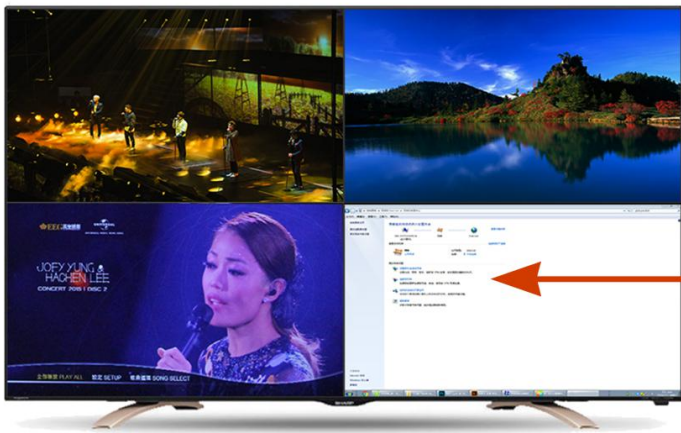
Game



Security monitoring



Pub



设置新的连接或网络
设置无线、宽带、拨号、临时或 VPN 连接；或设置路由器或网关。

连接到网络
连接到或重新连接到无线、有线、拨号或 VPN 网络连接。

选择家庭组和共享选项
访问位于其他网络计算机上的文件和打印机，或更改共享设置。

疑难解答
并修复网络问题，或获得故障排除信息。

The subtitles are clearer!

Package List

- 1: 4K HDMI 8x1 multi-viewer 1pcs
- 2: Power adaptor 12V/2A 1pcs
- 3: IR controller 1pcs
- 4: User manual 1pcs