



USER MANUAL

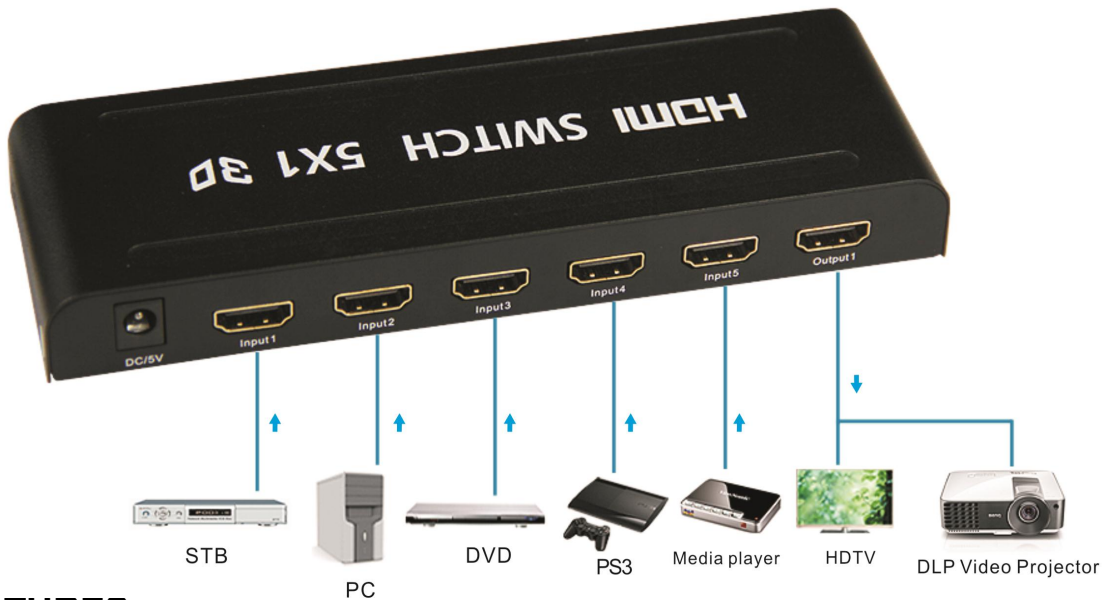
HDMI V2.0 SWITCH 5x1 JHS22/5X1

Enjoy the vivid world!

INTRODUCTION

5x1 HDMI Switch:


The 5x1 HDMI switch allows 5 HDMI ports to be switched to a single display terminal via remote control or buttons on unit. The switcher can be also placed at the end of a long HDMI cable to regenerate the HDMI signal. This HDMI Switch support video formats including 720p, 1080i, 1080p, 4K/30HZ, 4K/60HZ.



FEATURES

- Support 6Gbps data rate for tmds clock up to 600MHz
- Support HDMI 2.0a
- Support 3D
- Supports highest video resolution 4K/60Hz
- Support 24/30/36 bit deep color
- Support input up to 8 metres AWG26 HDMI standard cable length, output up to 8metres AWG26 cable length(4K/30Hz and lower resolution)
- Support input up to 3 metres 2.0 HDMI standard cable length, output up to 5metres 2.0 HDMI cable length(4K/60Hz resolution)
- Supports single high definition display for multiple sources, such as DVD Players and HD players, PS4, Set Top Boxes
- Need DC5V/1A power supply

Product Picture:



SPECIFICATIONS:

- HDMI version HDMI 2.0A
- HDMI resolutionup to 4K/60Hz
- Support video color format 3D video format
- Support video color format 24/30/36 bit deep color
- Support audio format.....DTS-HD/Dolby-trueHD/DTS/Dolby-AC3/DSD
- Max bandwidth.....600MHz
- Max baud rate.....6Gbps
- Input cable distance.....≤8m AWG26 HDMI standard cable for 4K/30HZ; ≤3m 2.0 HDMI standard cable for 4K/60HZ
- Output cable distance..... ≤8m AWG26 HDMI standard cable for

4K/30HZ; ≤5m 2.0 HDMI standard cable for 4K/60HZ

Max working current.....650mA


Power adapter format..Input:AC (50HZ, 60HZ) 100V-240V; Output: DC5V/1A

Operating Temperature range..... (-15 to +55°C)

Dimension (L x W x H)178x58x20 (mm)

Weight.....225g

Operating and Connecting



- 1: Connect 5 HDMI cables from HDMI source device into HDMI switch input.
- 2: Connect 1 HDMI cable from HDMI source device into HDMI switch output.
- 3: Connect 5V/1A power adapter to the HDMI switch .

The Package includes

1. HDMI Switch
2. IR Remote Control
3. 5V DC Power Supply
4. User Manual

